



3MT[®] **THREE
MINUTE
THESIS**

FOUNDED BY THE UNIVERSITY OF QUEENSLAND

**2021 3MT
INFORMATION SESSION
HDR CANDIDATES**

Competition Overview



Three Minute Thesis (3MT®) is a research communication competition developed by The University of Queensland (UQ).

PhD students have three minutes to present a compelling oration on their thesis and its significance. 3MT challenges students to consolidate their ideas and research discoveries so they can be presented concisely to a non-specialist audience.

3MT competitions are now held in over 900 universities and institutions across more than 80 countries worldwide.

In order to take part in the 2021 UQ 3MT Competition each participating school, institute and faculty will hold its own internal 3MT competition to select a winner (Live or Virtual).

A key requirement will be that students must provide, as part of their 2021 entry, a pre-record presentation of their 3MT for consideration by the judges (if required).

This will ensure the 3MT competition can pivot quickly to a virtual format should Covid-19 restrictions be implemented.

Competition Dates



Wildcard Competition

Wednesday 25 August 2021

1:45pm registration for a 2:00pm start, competition concludes at 3:00pm

The University of Queensland, St Lucia QLD 4072, Australia

UQ 3MT Final

Wednesday 15 September 2021

5:30pm registration for a 6pm start, competition concludes at 7:30pm

Customs House, Brisbane QLD 4000

UQ 3MT Final Livestream - The Red Room

Wednesday 15 September 2021

5:30pm registration for a 6pm start, competition concludes at 7:30pm

The Red Room, The University of Queensland, St Lucia QLD 4072, Australia

Virtual Asia-Pacific 3MT Competition [Webinar]

Wednesday 20 October 2020

<https://threeminutethesis.uq.edu.au/events>

Why Participate?



During your PhD there is a strong focus on the production of your thesis. The ability to communicate the importance of your research project and articulate your findings is very valuable.

The Three Minute Thesis competition provides you with the opportunity to:

- Communicate your ideas effectively to the wider community;
- Describe your research findings to a non-specialist audience;
- Crystallise your thoughts about your thesis;
- Increase your profile within the UQ research community, staff and wider community; and
- Network with other HDR students.

Participation in the 3MT also counts as an eligible activity to gain points for the purpose of the **Career Development Scholarship Extension (CDSE)**

Eligibility



Eligibility

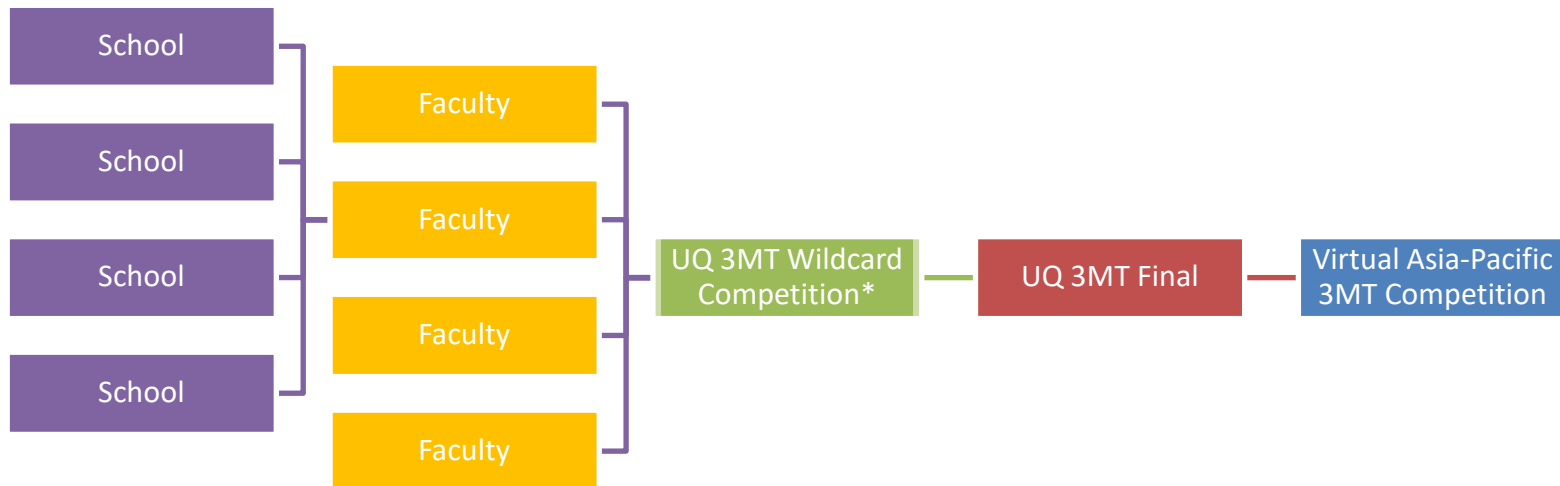
Active PhD and Professional Doctorate (Research) candidates who have successfully passed their confirmation milestone (including candidates whose thesis is under submission) by the date of their first presentation are eligible to participate in 3MT competitions at all levels, including the Asia-Pacific 3MT competition. Graduates are not eligible.

UQ Specific Eligibility

MPhil and pre-confirmation PhD candidates who are active in program will still be eligible to participate in the UQ 3MT competition up to Faculty/Institute finals but cannot advance to the UQ 3MT Final.



Progression



The winner of each heat or final is expected to represent their school/faculty/university at the next stage of the competition. If the winner does not wish to proceed, the runner-up will proceed to the next round of the competition in their place.

Prizes



School/Faculty

- At the discretion of the Schools/Faculty

UQ Final

- Winner: \$5000 research travel grant / Virtual Asia-Pacific & U21 Virtual 3MT entry
- Runner-up: \$2000 research grant
- People's choice: \$1000 research grant

Virtual Asia-Pacific Final

- Winner: \$5000 research grant
- Runner-up: \$2000 research grant
- People's choice: \$1000 research grant

3MT Process + Video Submission



School/Institute Heats and Faculty Final

- Competitors to complete the [Three Minute Thesis Competitor Registration 2021](#) form in Student Hub.
- 3MT Event Coordinator to provide instructions to competitors regarding their competition heat, the video recording and submission process, and whether it is planned as a live or virtual event.
- Competitor to prepare, record and edit their 3MT presentations (using any available recording or mobile device) and upload to a Vimeo account (competitors to set up a personal Vimeo account).
- Competitors to email the following to their 3MT Event Coordinator for consideration in their School/Institute/Faculty 3MT competition:
 - Personal details;
 - 3MT title slide;
 - 3MT Vimeo presentation link; and
 - 3MT PowerPoint slide.

3MT Process + Video Submission



School/Institute Heats and Faculty Final

- School/Institute/Faculty to promote their 3MT competitions.
- School/Institute/Faculty 3MT Event Coordinator to email 3MT presentation links and 3MT PowerPoint slides to judging panel.
- Judging panel to pre-judge all presentations (mark using 3MT scoring sheets) and conduct a Zoom meeting to discuss judging and final placement of winners – Winner/Runner-up.
- Post Faculty Finals, 3MT Event Coordinators to provide 3MT with:
 - Personal details;
 - 3MT title slide;
 - 3MT Vimeo presentation link; and
 - 3MT PowerPoint slide.

3MT Process + Video Submission



- Editing of videos may include a 3MT title slide and 3MT PowerPoint slide. This element is optional and will not be scored negatively if this step is not completed.
- How each school/institute promotes and engages with their cohort/audience is at their own discretion (be as creative as you like). The decision to host a live or virtual event also sits with the School/Institute/Faculty.
- After each competition round competitors have the option to either submit their current presentation or re-record and submit a new presentation for entry into the next round.
- The judging panel will not judge the presentation based on the video/recording quality or editing capabilities (optional inclusions). Judging will focus on the presentation, ability to communicate research to a non-specialist audience, and 3MT PowerPoint slide.

Rules and Recording



- Presentations are limited to 3 minutes and competitors exceeding 3 minutes are disqualified.
- Presentations are considered to have commenced when a presenter starts their presentation through speech (Video - timing does not include the 3MT title slide and commences from when the competitor starts speaking, not the start of the video).
- **Videos must meet the following criteria:**
 - Filmed on the horizontal;
 - Filmed on a plain background (if possible);
 - Filmed from a static position; and
 - Filmed from one camera angle.
- **Optional inclusions in video (if editing)**
 - 3MT title slide
 - 3MT PowerPoint slide (top right corner/right side/cut to)

Rules and Recording



- A single static slide is permitted in the presentation (no slide transitions, animations or 'movement' of any description). (Virtual - this can be visible continuously, or 'cut to' (as many times as you like) for a maximum of 1 minute or submitted via email if not included in the presentation.
- The 3 minute audio must be continuous – no sound edits or breaks.
- No additional props (e.g. costumes, musical instruments, laboratory equipment and animated backgrounds) are permitted.
- Presentations are to be spoken word (e.g. no poems, raps or songs).
- No additional electronic media (e.g. sound and video files) are permitted.
- The decision of the adjudicating panel is final.
- Entries submitted for final adjudication to Wildcard or UQ Final are to be submitted from the School/Faculty/Institute 3MT Event Coordinator. Competitors should not submit their videos directly to 3MT.

Judging Criteria



Comprehension & Content

- Did the presentation provide an understanding of the background and significance to the research question being addressed while explaining terminology and avoiding jargon?
- Did the presentation clearly describe the impact and/or results of the research, including conclusions and outcomes?
- Did the presentation follow a clear and logical sequence?
- Was the thesis topic, research significance, results/impact and outcomes communicated in language appropriate to a non-specialist audience?
- Did the presenter spend adequate time on each element of their presentation - or did they elaborate for too long on one aspect or was the presentation rushed?

Judging Criteria



Engagement & Communication

- Did the oration make the audience want to know more?
- Was the presenter careful not to trivialise or generalise their research?
- Did the presenter convey enthusiasm for their research?
- Did the presenter capture and maintain their audience's attention?
- Did the speaker have sufficient stage presence, eye contact and vocal range; maintain a steady pace, and have a confident stance?
- Did the PowerPoint slide enhance the presentation - was it clear, legible, and concise?
- **Please note:** competitors *will not* be judged on video/recording quality or editing capabilities (optional inclusions). Judging will focus on the presentation, ability to communicate research to a non-specialist audience, and 3MT PowerPoint slide.

Preparing your 3MT




1. Visit the 3MT Website - <https://threeminutethesis.uq.edu.au/uq-2021>
 2. Download the [2021 3MT Handbook for UQ HDR Students](#).
 3. Download the PowerPoint slide - [3MT Identifying Details](#)
 4. Example 3MT video submission can be found at [U21 3MT](#)
- Write your presentation
 - Use language that is listener-friendly and scenarios that people can easily relate to
 - Pretend that you are describing your work to your parents or your best friend who isn't a researcher but is educated and interested
 - Add a little humour to keep the presentation be entertaining and interesting
 - Use voice tone and hand gestures to transmit information
 - Watch examples of previous 3MT finalists <https://threeminutethesis.uq.edu.au/watch-3mt>
 - Practice - a lot!


PowerPoint Slide



- **Less is more:** text and complicated graphics can distract your audience – you don't want them to read your slide instead of listening to your 3MT.
- **Personal touches:** personal touches can allow your audience to understand the impact of your research.
- **Creativity drives interest:** do not rely on your slide to convey your message – it should simply complement your oration.
- **Work your message:** think about how your slide might be able to assist with the format and delivery of your presentation – is there a metaphor that helps explain your research?
- An engaging visual presentation can make or break any oration, so make sure your slide is **legible, clear and concise**.



HOW I SEE MYSELF



HOW OTHERS SEE ME

3MT Recording



3MT Recording - Device Options

Recording your presentation can be done using a camera and or handheld video recorder however most phones allow you to record through the camera function and most computers have recording ability (via camera or webcam) using inbuilt programs such as:

- Windows : Camera App / Windows Movie Maker
- Macintosh: QuickTime / iMovie
- Online: Zoom (open meeting and record)

3MT Recording - Filming at Home

There are three factors to consider when selecting your location to ensure you are producing the best video possible: **light**, **sound** and **background**.

3MT Recording



3MT Recording - Setup

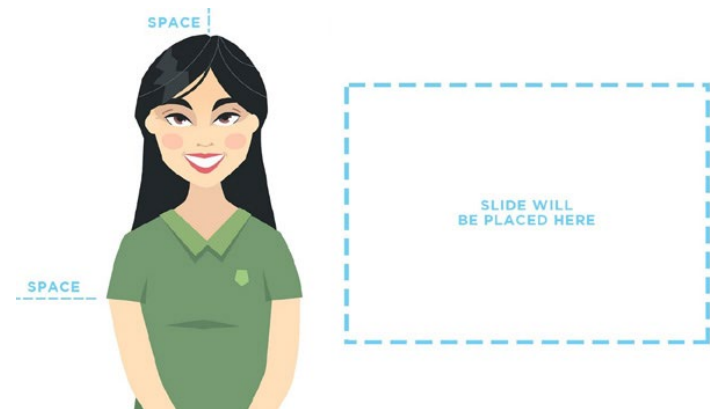
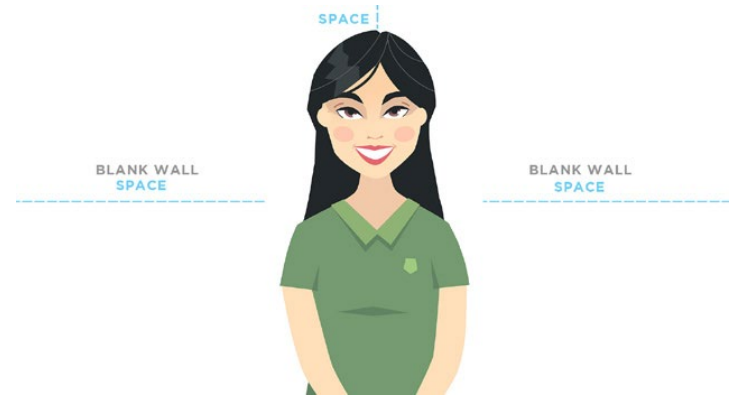
Whether you're filming on a phone, tablet or web cam, there are further factors to consider when setting up to film your video:

- Support
- Camera orientation
- Eyeline
- Framing - Two Options (next slide)
- Focus
- Proximity
- Test recording

3MT Recording

Framing - Two Options

1. Set up your shot so you are in the center of the frame, not being cut off at the top and so you can be seen from the waist up. Ensure there is equal space and just the blank wall background on either side of you.
2. Set up your shot so you are to the left of the center of the frame without being cut off at the top and so you can be seen from the waist up. The right side of the video frame should be just the blank wall background, as this is where your slide will be edited in.



Video Editing



Video Editing - Optional Inclusions

Go to website - <https://www.kapwing.com> (or any video editing platform you are familiar with, Kapwing is a suggestion only – content older than 7 days requires payment – new edits do not cost)

- [3MT Identifying Details \(Wide\)](#) (complete and save as a JPEG)
- Example 3MT video submission can be found at [U21 3MT](#)

Vimeo Instructions

- Uploading from Computer
- Uploading from Smart Phone
- Updating your Video (after each round - optional)

The Vimeo link to your video is the link you will submit to your 3MT Event Coordinator along with your 3MT PowerPoint slide so the judging panel can view and assess your presentation.

Student Resources



Student Handbook

- Available to download from the [3MT Website](#). Go to → 2021 UQ 3MT Competition → Information and Resources → Resources for Competitors → [2021 3MT Handbook for UQ HDR Students](#).
- Direct link- https://threeminutethesis.uq.edu.au//files/4060/3MT_Handbook_UQHDR_Students_2021.pdf

CDF Sessions

- **Presenting for the 3MT [webinar]:** 20 May, 10:00am – 11:00am
 - <https://cdf.graduate-school.uq.edu.au/event/session/1042>

Contact Information



www.threeminutethesis.org



3MT@uq.edu.au



3MT[®] **THREE
MINUTE
THESIS**

FOUNDED BY THE UNIVERSITY OF QUEENSLAND

**2021 3MT
INFORMATION SESSION
HDR CANDIDATES**