



GMT[®] **THREE
MINUTE
THESIS**

FOUNDED BY THE UNIVERSITY OF QUEENSLAND

Information Session

HDR Candidates

Competition Overview



Three Minute Thesis (3MT[®]) is a research communication competition developed by The University of Queensland (UQ).

PhD students have three minutes to present a compelling oration on their thesis and its significance. 3MT challenges students to consolidate their ideas and research discoveries so they can be presented concisely to a non-specialist audience.

Developed by The University of Queensland (UQ) in 2008, enthusiasm for the 3MT concept has developed rapidly and 3MT competitions are now held in over 900 universities and institutions across more than 80 countries worldwide.

Competition History



2008 - 3MT developed by The University of Queensland (UQ)

2010 - Inaugural Trans-Tasman 3MT held at UQ

2013 - Universitas21 held first U21 Virtual 3MT

2016 - Inaugural Asia-Pacific 3MT held at UQ (ongoing)

2020: 3MT moves to a temporary virtual format due to COVID-19

Now: 3MT is held in over 900 universities across more than 80 countries worldwide

Competition Dates



Virtual Wildcard Competition

Thursday 27 August 2020

Virtual UQ 3MT Final

Wednesday 16 September 2020

Virtual Asia-Pacific 3MT Competition

Thursday 1 October 2020

<https://threeminutethesis.uq.edu.au/events>

Why Participate?



During your PhD there is a strong focus on the production of your thesis. The ability to communicate the importance of your research project and articulate your findings is very valuable.

The Three Minute Thesis competition provides you with the opportunity to:

- Communicate your ideas effectively to the wider community;
- Describe your research findings to a non-specialist audience;
- Crystallise your thoughts about your thesis;
- Increase your profile within the UQ research community, staff and wider community; and
- Network with other HDR students.

Participation in the 3MT also counts as an eligible activity to gain points for the purpose of the **Career Development Scholarship Extension (CDSE)**



Virtual Competition



In order to take part in the Virtual UQ 3MT Competition each participating school, institute and faculty will hold its own internal 3MT competition to select a winner.

The key requirement will be that competitors must pre-record their presentation for consideration by the judges. This will ensure participants are not disadvantaged due to technical issues during a presentation. The winner can then be entered into the Virtual UQ 3MT Final.

A virtual 3MT competition will continue to allow UQ HDR candidates to participate in 3MT, hone their communication skills, receive peer review, and gain skills surrounding the presentation of their research to a wider audience.

Virtual 3MT Process



Video Submission - School/Institute Heats and Faculty Final

- Competitors to complete the 2020 3MT Competitor Registration form in Student Hub.
- 3MT Event Coordinator to provide instructions to competitors regarding their virtual heat and the video recording and submission process.
- Competitor to record and edit their 3MT presentations (using any available recording or mobile device) and upload to a Vimeo account (competitors to set up a personal Vimeo account).
- **Please note:** Editing of videos may include a 3MT title slide and 3MT PowerPoint slide. This element is optional and will not be scored negatively if this step is not completed.
- Competitors to email their personal details, 3MT Vimeo presentation link and 3MT PowerPoint slide to their 3MT Event Coordinator for consideration in their School/Institute virtual 3MT competition.
- Schools/Institutes to promote their virtual competition on their respective website/social media (or similar) for audience viewing (e.g. Live stream event to play pre-recorded presentations, chat with competitors, announce the winners etc.)

Virtual 3MT Process



- **Please note:** How each school/institute promotes and engages with their cohort/audience is at their own discretion (be as creative as you like)
- School/Institute 3MT Event Coordinator to email 3MT presentation links and 3MT PowerPoint slides to judging panel.
- Judging panel review all presentation (mark using 3MT scoring sheets) and conduct a Zoom meeting to discuss judging and final placement of winners – Winner / Runner-up.
- **Please note:** The judging panel will not judge the presentation based on the video/recording quality or editing capabilities (optional inclusions). Judging will focus on the presentation, ability to communicate research to a non-specialist audience, and 3MT PowerPoint slide.
- People's Choice - number of likes received (e.g. Vimeo/Facebook or Survey Monkey results at live stream).
- Winners announced online and via newsletter/social media.
- **Please note:** After each competition round competitors have the option to either submit their current presentation or re-record and submit a new presentation for entry into the next round.

Virtual Competitions



Virtual Wildcard Competition

The Wildcard Competition is where the People's Choice winner (audience voted) from each Faculty and Combined Institute Final is given the chance to submit their video into the Virtual Wildcard Competition. The winning presentation is offered the opportunity to submit their video presentation into the Virtual UQ 3MT Final. (If the faculty winner was also the people's choice, the runner-up video proceeds to the Virtual Wildcard Competition).

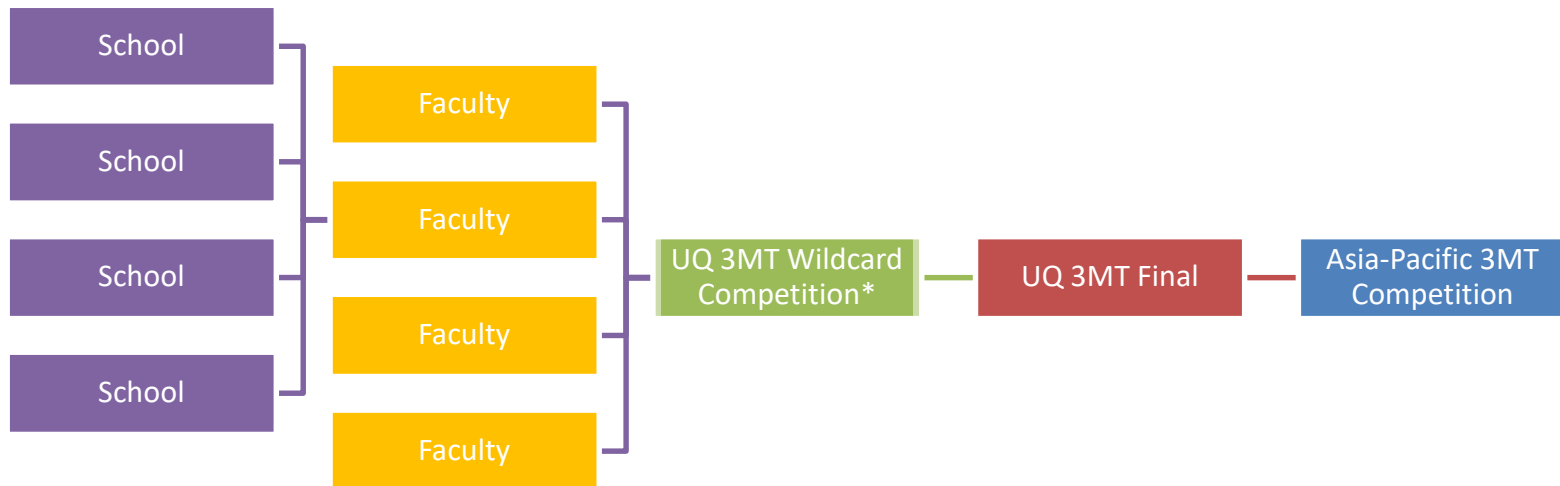
Virtual Asia-Pacific 3MT Competition

The 2020 Asia-Pacific Virtual 3MT competition will be hosted virtually by UQ and is open to Universities in Australia, New Zealand, South-East and North-East Asia. The winner of the UQ 3MT Final will progress to represent UQ at the Asia-Pacific Competition.

The 2020 Virtual Asia-Pacific 3MT competition is proudly sponsored by Springer Nature.

SPRINGER NATURE

Vitual Progression



The winner of each heat or final is expected to represent their school/faculty/university at the next stage of the competition. If the winner does not wish to proceed with submitting a video, the runner-up video will proceed to the next round of the competition in their place.

Prizes



Virtual School/Faculty

- At the discretion of the Schools/Faculty

Virtual UQ Final

- Winner: \$5000 research travel grant / Asia-Pacific entry / U21 3MT competition entry
- Runner-up: \$2000 research travel grant
- People's choice: \$1000 research travel grant

Virtual Asia-Pacific Final

- Winner: \$5000 research travel grant
- Runner-up: \$2000 research travel grant
- People's choice: \$1000 research travel grant

Eligibility



Eligibility

Active PhD and Professional Doctorate (Research) candidates who have successfully passed their confirmation milestone (including candidates whose thesis is under submission) by the date of their first presentation are eligible to participate in 3MT competitions at all levels, including the Asia-Pacific 3MT competition. Graduates are not eligible.

UQ Specific Eligibility

MPhil and pre-confirmation PhD candidates who are active in program will still be eligible to participate in the UQ 3MT competition up to Faculty/Institute finals but cannot advance to the UQ 3MT Final.

Virtual 3MT Rules



- Presentations are limited to 3 minutes and competitors exceeding 3 minutes are disqualified.
- Presentations are considered to have commenced when a presenter starts their presentation through speech (timing does not include the 3MT title slide and commences from when the competitor starts speaking, not the start of the video).
- **Videos must meet the following criteria:**
 - Filmed on the horizontal;
 - Filmed on a plain background (if possible);
 - Filmed from a static position; and
 - Filmed from one camera angle.
- **Optional inclusions (if editing)**
 - 3MT title slide
 - 3MT PowerPoint slide (top right corner/right side/cut to)
- A single static slide is permitted in the presentation (no slide transitions, animations or 'movement' of any description). This can be visible continuously, or 'cut to' (as many times as you like) for a maximum of 1 minute or submitted via email if not included in the presentation.

Virtual 3MT Rules



- The 3 minute audio must be continuous – no sound edits or breaks.
- No additional props (e.g. costumes, musical instruments, laboratory equipment and animated backgrounds) are permitted within the recording.
- Presentations are to be spoken word (e.g. no poems, raps or songs).
- No additional electronic media (e.g. sound and video files) are permitted within the video recording.
- The decision of the adjudicating panel is final.
- Submissions via video format (only video link provided to UQ Event Coordinators). Files sent in other formats will not be accepted.
- Entries submitted for final adjudication to Wildcard or UQ Final are to be submitted from the School/Faculty/Institute 3MT Event Coordinator. Competitors should not submit their videos directly to 3MT.
- **Please note:** Editing of videos to include a 3MT title slide and 3MT PowerPoint slide are optional and will not be scored negatively if this step is not completed.
- **Please note:** competitors *will not* be judged on video/recording quality or editing capabilities (optional inclusions). Judging will focus on the presentation, ability to communicate research to a non-specialist audience, and 3MT PowerPoint slide.
- **Please note:** After each competition round competitors have the option to either submit their current presentation or re-record and submit a new presentation for entry into the next round.

Judging Criteria



Comprehension & Content

- Did the presentation provide an understanding of the background and significance to the research question being addressed while explaining terminology and avoiding jargon?
- Did the presentation clearly describe the impact and/or results of the research, including conclusions and outcomes?
- Did the presentation follow a clear and logical sequence?
- Was the thesis topic, research significance, results/impact and outcomes communicated in language appropriate to a non-specialist audience?
- Did the presenter spend adequate time on each element of their presentation - or did they elaborate for too long on one aspect or was the presentation rushed?

Judging Criteria



Engagement & Communication

- Did the oration make the audience want to know more?
- Was the presenter careful not to trivialise or generalise their research?
- Did the presenter convey enthusiasm for their research?
- Did the presenter capture and maintain their audience's attention?
- Did the speaker have sufficient stage presence, eye contact and vocal range; maintain a steady pace, and have a confident stance?
- Did the PowerPoint slide enhance the presentation - was it clear, legible, and concise?
- **Please note:** competitors *will not* be judged on video/recording quality or editing capabilities (optional inclusions). Judging will focus on the presentation, ability to communicate research to a non-specialist audience, and 3MT PowerPoint slide.

Preparing your 3MT



1. Visit the 3MT Website - <https://threeminutethesis.uq.edu.au/uq-2020>
 - Download the [3MT Virtual Handbook for UQ HDR Candidates](#)
 - Example 3MT video submission can be found at [U21 3MT](#)
 - Download the PowerPoint slide - 3MT Identifying Details – Virtual Competition (wide)
- Write your presentation
 - Use language that is listener-friendly and scenarios that people can easily relate to
 - Pretend that you are describing your work to your parents or your best friend who isn't a researcher but is educated and interested
 - Add a little humour to keep the presentation be entertaining and interesting
 - Use voice tone and hand gestures to transmit information
 - Watch examples of previous 3MT finalists from around the world:
<https://threeminutethesis.uq.edu.au/watch-3mt>
 - Example 3MT video submission can be found at [U21 3MT](#)
 - Practice - a lot!


PowerPoint Slide



- Less is more
- Reduce text on slides
- Visual cues - Images that could assist with explaining the research project
- Personal touches can be effective
- Highlight outcomes of the research, and the impact it will have
- Think about how the slide might be able to assist with the format and delivery of the presentation



HOW I SEE MYSELF



HOW OTHERS SEE ME

Recording your 3MT



3MT Recording - Device Options

Recording your presentation can be done using a camera and or handheld video recorder however most phones allow you to record through the camera function and most computers have recording ability (via camera or webcam) using inbuilt programs such as:

- Windows : Camera App / Windows Movie Maker
- Macintosh: QuickTime / iMovie
- Online: Zoom (open meeting and record)

3MT Recording - Filming at Home

There are three factors to consider when selecting your location to ensure you are producing the best video possible: **light**, **sound** and **background**.

Recording your 3MT



3MT Recording - Setup

Whether you're filming on a phone, tablet or web cam, there are further factors to consider when actually setting up to film your video:

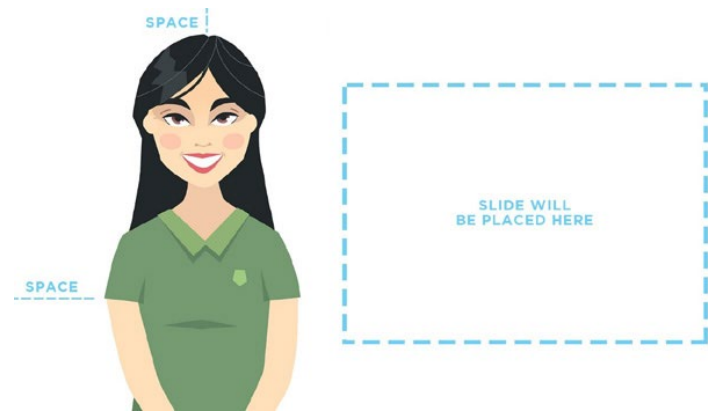
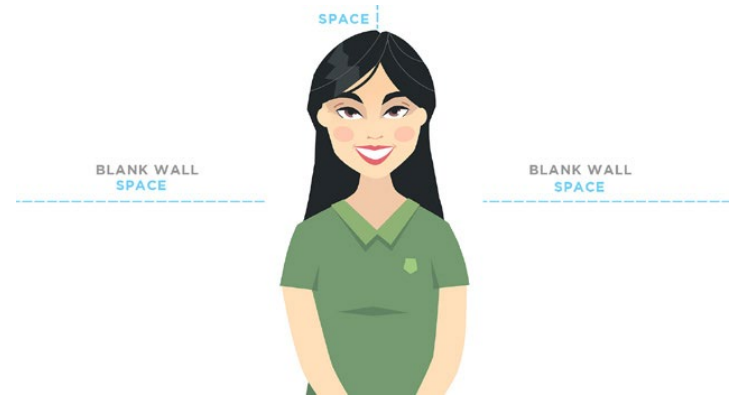
- Support
- Camera orientation
- Eyeline
- Framing - Two Options (next slide)
- Focus
- Proximity
- Test recording

Recording your 3MT



Framing - Two Options

1. Set up your shot so you are in the center of the frame, not being cut off at the top and so you can be seen from the waist up. Ensure there is equal space and just the blank wall background on either side of you.
2. Set up your shot so you are to the left of the center of the frame without being cut off at the top and so you can be seen from the waist up. The right side of the video frame should be just the blank wall background, as this is where your slide will be edited in.



Video Editing



Video Editing - Optional Inclusions

Go to website - <https://www.kapwing.com> (or any video editing platform you are familiar with, Kapwing is a suggestion only – content older than 7 days requires payment – new edits do not cost)

- 3MT Identifying Details (as a JPEG)
- 3MT PowerPoint slide (as a JPEG)
- Example 3MT video submission can be found at [U21 3MT](#)

Vimeo Instructions

- Uploading from Computer
- Uploading from Smart Phone
- Updating your Video (after each round - optional)

The Vimeo link to your video is the link you will submit to your 3MT Event Coordinator along with your 3MT PowerPoint slide so the judging panel can view and assess your presentation.

Student Resources



Student Handbook

- Available to download from the [3MT Website](#). Go to → 2020 UQ 3MT Competition → Resources for UQ competitors.
- Direct link- https://threeminutethesis.uq.edu.au//files/2554/Virtual_3MT_Handbook_UQHDR_Students_2020.pdf

CDF Sessions

- **Impactful presentations: Delivering with confidence:** 13 May, 9:30am–1:30pm – <https://studenthub.uq.edu.au/students/events/detail/2784338>
- **Impactful presentations: Delivering with confidence:** 26 June, 9:30am–1:30pm – <https://studenthub.uq.edu.au/students/events/detail/2733910>

Contact Information



www.threeminutethesis.org



3MT@uq.edu.au



GMT[®] **THREE
MINUTE
THESIS**

FOUNDED BY THE UNIVERSITY OF QUEENSLAND

Information Session

HDR Candidates